

Green Pin U Tipi Mapa Kilit Kare Delikli

Green Pin Dee Shackles with Square Sunken Hole Screw Pin (Flush Pin)

- Malzeme / Material
- Emniyet Katsayısı / Safety Factor
- Standart / Standard

- Malzeme Yüzeyi / Finish
- Sertifika / Certification


Gövde ve pim yüksek mukavemetli kalite sınıfı 6 çelikten dövme imal edilmiştir
Bow and pin high tensile steel, Grade 6, quenched and tempered

Emniyet katsayısı 6:1'dir / MBL equals 6 x WLL

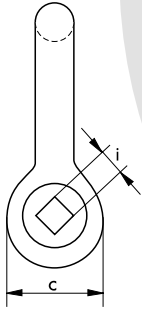
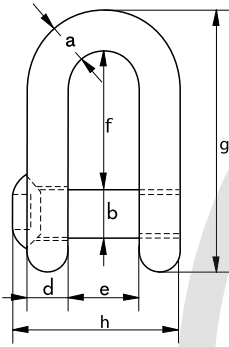
EN 13889, US Fed.Spec.RR-C-271 tip IV A Class 2, Grade A ve ASME B30.26 standartlarına uygundur / EN 13889 and meets performance requirements of US Fed. Spec. RR-C-271 Type IVA Class 2, Grade A from 2 t and upward these shackles comply with ASME B30.26

Sıcak daldırma galvaniz / Hot dipped galvanize

2.1 2.2 3.1 MTC^a CE



G-4159



| Taşıma Kapasitesi | Gövde Çapı | Pim Çapı | Göz Çapı | Göz Kalınlığı | Ağız Açıklığı | İç Uzunluk | Dış Boy | Pim Uzunluğu | Delik Boyutu | Birim Ağırlık |
|-------------------|--------------|--------------|--------------|---------------|---------------|---------------|---------|--------------|----------------|---------------|
| WLL | Diameter Bow | Diameter Pin | Diameter Eye | Width Eye | Width Inside | Length Inside | Length | Length Bolt | Size Hole Head | Weight Each |
| t | mm | mm | mm | mm | mm | mm | mm | mm | mm | Ad/kg |
| 2 | 13,5 | 16 | 34 | 13 | 22 | 43 | 81 | 51 | 11 | 0,34 |
| 3,25 | 16 | 19 | 40 | 16 | 27 | 51 | 97 | 63 | 11 | 0,6 |
| 4,75 | 19 | 22 | 46 | 19 | 31 | 59 | 112 | 74 | 11 | 0,98 |
| 6,5 | 22 | 25 | 52 | 22 | 36 | 73 | 134 | 85 | 13 | 1,26 |
| 8,5 | 25 | 28 | 59 | 25 | 43 | 85 | 154 | 99 | 13 | 2,14 |
| 9,5 | 28 | 32 | 66 | 28 | 47 | 90 | 167 | 110 | 17 | 3,05 |
| 12 | 32 | 35 | 72 | 32 | 51 | 94 | 180 | 122 | 17 | 3,56 |
| 17 | 38 | 42 | 88 | 38 | 60 | 127 | 230 | 145 | 17 | 6,84 |

| Taşıma Kapasitesi | Gövde Çapı | Pim Çapı | Göz Çapı | Göz Kalınlığı | Ağız Açıklığı | İç Uzunluk | Dış Boy | Pim Uzunluğu | Delik Boyutu | Birim Ağırlık |
|-------------------|--------------|--------------|--------------|---------------|---------------|---------------|---------|--------------|----------------|---------------|
| WLL | Diameter Bow | Diameter Pin | Diameter Eye | Width Eye | Width Inside | Length Inside | Length | Length Bolt | Size Hole Head | Weight Each |
| t | inch | inch | inch | inch | inch | inch | inch | inch | inch | lbs |
| 2 | 1/2 | 5/8 | 1 11/32 | 1/2 | 7/8 | 1 11/16 | 3 3/16 | 2 | 7/16 | 0,75 |
| 3,25 | 5/8 | 3/4 | 1 9/32 | 5/8 | 1 1/16 | 2 | 3 13/16 | 2 15/32 | 7/16 | 1,33 |
| 4,75 | 3/4 | 7/8 | 1 13/16 | 3/4 | 1 7/32 | 2 5/16 | 4 13/32 | 2 29/32 | 7/16 | 2,15 |
| 6,5 | 7/8 | 1 | 2 1/16 | 7/8 | 1 13/32 | 2 7/8 | 5 9/32 | 3 11/32 | 1/2 | 2,77 |
| 8,5 | 1 | 1 1/8 | 2 5/16 | 31/32 | 1 11/16 | 3 13/32 | 6 1/16 | 3 29/32 | 1/2 | 4,72 |
| 9,5 | 1 1/8 | 1 1/4 | 2 19/32 | 1 3/32 | 1 27/32 | 3 17/32 | 6 9/16 | 4 11/32 | 21/32 | 6,72 |
| 12 | 1 1/4 | 1 3/8 | 2 27/32 | 1 1/4 | 2 | 3 11/16 | 7 3/32 | 4 13/16 | 21/32 | 7,84 |
| 17 | 1 1/2 | 1 5/8 | 3 15/32 | 1 1/2 | 2 3/8 | 5 | 9 1/16 | 5 23/32 | 21/32 | 15,08 |